


Wonders Sight Word

Seek n Find

Give the students a copy of the page and a magnifying glass. Students seek for the small sight words and record them on the lines at the bottom as they find the words. They can either circle the word when they find it or color that part of the picture. After finding all the words, students may color the rest of the picture.


Name _____

SW List 1



Name _____

SW List 2



Name _____

SW List 3



Name _____

SW List 4




Name _____

SW List 5




Name _____

SW List 6



Name _____

SW List 7



Name _____

SW List 8




Name _____

SW List 9




Name _____

SW List 10




Name _____

SW List 11




Name _____

SW List 12




Name _____

SW List 13



Name _____


SW List 14



Name _____



Name _____




Name _____

SW List 17




Name _____

SW List 18



Name _____

SW List 19



Name _____

SW List 20

